


# Moodle Site Registration Guide

Advocates for Youth

# Navigate to the Home page

☰ AFY English (United States) (en\_us) You are not logged in. ([Log in](#))

---



**Advocates  
for Youth**  
Rights. Respect. Responsibility.

### Welcome!

For full access to courses please take a minute to create a new account on this web site.

To create a new account:


1. Click the Create New Account button (in the log in box)
2. Fill out the New Account form with your details.
  - a. You will be prompted for an "Enrollment key" that will allow you access to the course.
  - b. The enrollment key is **RacialJustice**
3. Click the Create New Account button, at the bottom, to submit the form
4. Click the link with the name of the course to enter the course

Your account will have been created and you will be enrolled into the course automatically.

Good luck with your training!

### Available courses

[♻️ Racial Justice in Sex Education](#)



#### Login

Username

Password


Remember username

[Log in](#)


[Create new account](#)  
[Lost password?](#)

---

You are not logged in. ([Log in](#))

  
[Data retention summary](#)


---

Powered by  Eummetra® - Premium Moodle Partner

# First time here? Create an account

AFY English (United States) (en\_us) You are not logged in. (Log in)

---



**Advocates for Youth**  
Rights. Respect. Responsibility.

Login

Username

Password

Remember username

[Log in](#)

[Create new account](#)

[Lost password?](#)

---

### Welcome!

For full access to courses please take a minute to create a new account on this web site.

To create a new account:


1. Click the Create New Account button (in the log in box)
2. Fill out the New Account form with your details.
  - a. You will be prompted for an "Enrollment key" that will allow you access to the course.
  - b. The enrollment key is **RacialJustice**
3. Click the Create New Account button, at the bottom, to submit the form
4. Click the link with the name of the course to enter the course


Your account will have been created and you will be enrolled into the course automatically.

Good luck with your training!

### Available courses


[Racial Justice in Sex Education](#)






---

You are not logged in. (Log in)

  
[Data retention summary](#)

Powered by  Eummetra® - Premium Moodle Partner

Fill in all of the  
required fields

Enter the  
Enrollment  
Key:  
**RacialJustice**

New account ▼ Collapse all

▼ Choose your username and password

Username !

Password !

The password must have at least 8 characters, at least 1 digit(s), at least 1 lower case letter(s), at least 1 upper case letter(s), at least 1 non-alphanumeric character(s) such as as \*, -, or #

▼ More details

Enrolment key !

Email address !

Email (again) !

First name !

Surname !

City/town

Country

There are required fields in this form marked ! .

Submit the form

## New account

▼ Collapse all

### ▼ Choose your username and password

Username



The password must have at least 8 characters, at least 1 digit(s), at least 1 lower case letter(s), at least 1 upper case letter(s), at least 1 non-alphanumeric character(s) such as as \*, -, or #

Password



### ▼ More details

Enrolment key



Email address



Email (again)



First name



Surname



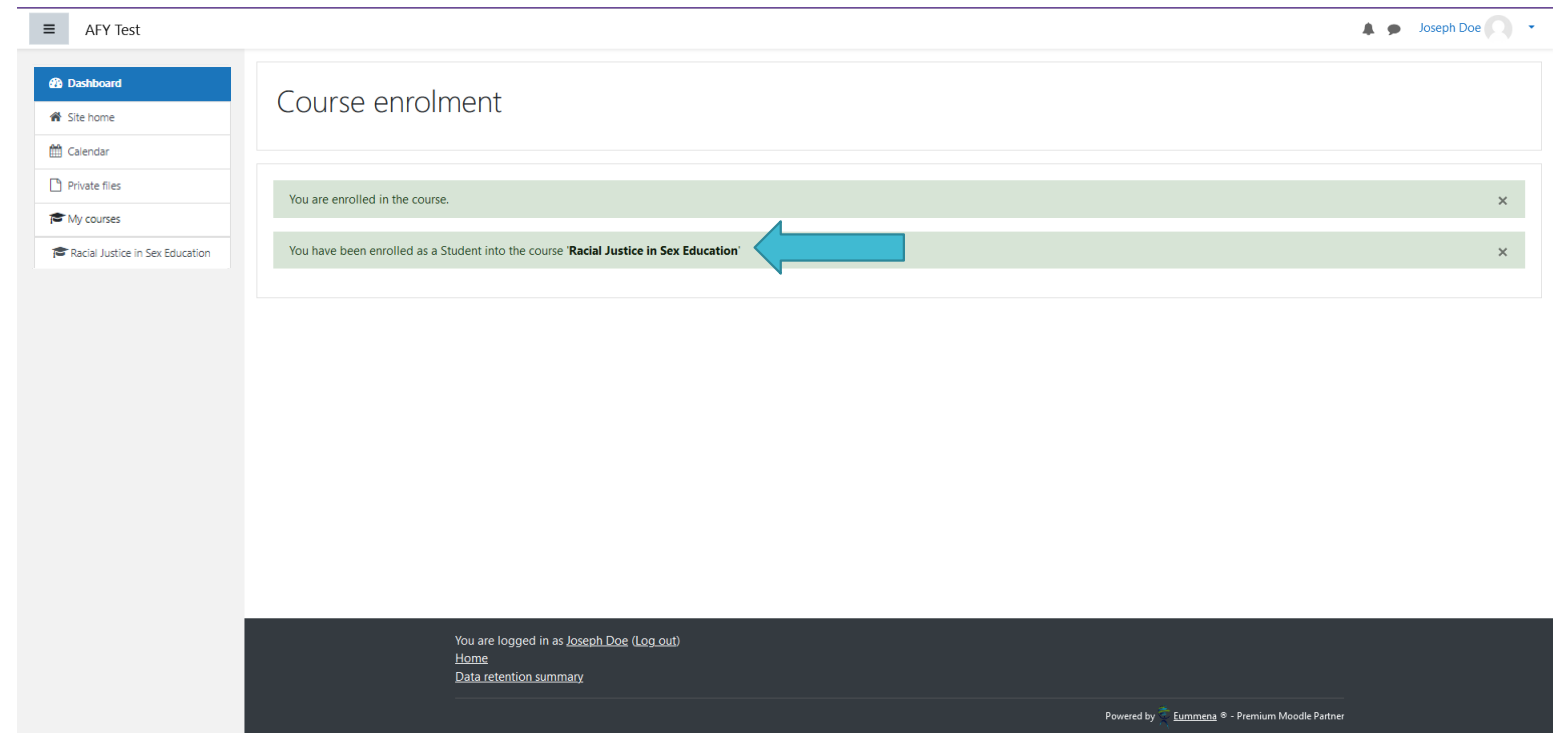
City/town

Country



There are required fields in this form marked .

New Account created and enrolled into course.



The screenshot shows a Moodle user interface for a course titled "AFY Test". The user is logged in as "Joseph Doe". The main content area is titled "Course enrolment" and contains two green notification boxes. The first box says "You are enrolled in the course." with a close button (x). The second box says "You have been enrolled as a Student into the course 'Racial Justice in Sex Education'" with a close button (x). A blue arrow points to the course name in the second notification. The footer of the page includes the text "You are logged in as Joseph Doe (Log out)", links for "Home" and "Data retention summary", and a logo for "Eummena - Premium Moodle Partner".

\*Learners will receive an email to confirm their account but it can be ignored.

Click the link to go to the course.

# Course Home Page

AFY

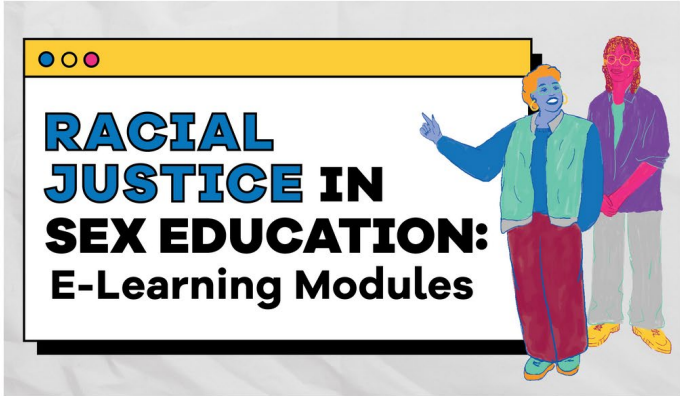
Joseph Doe

## Racial Justice in Sex Education

Dashboard / My courses / Racial Justice in Sex Education

Turn editing on

Your progress



Modules: 1-5

Racial Justice in Sex Education Modules 1-5

Course Evaluation

Racial Justice in Sex Education Course Evaluation

Certificate of Completion

Certificate of Completion

**Restricted** Not available unless:

- The activity **Racial Justice in Sex Education Modules 1-5** is marked complete
- The activity **Racial Justice in Sex Education Course Evaluation** is marked complete

Moodle Docs for this page

You are logged in as [Joseph Doe](#) (Log out)

[Home](#)

[Data retention summary](#)

Powered by [Eumexa](#) - Premium Moodle Partner

# Returning Users

AFY English (United States) (en\_us) You are not logged in. (Log in)

**Advocates for Youth**  
Rights. Respect. Responsibility.


**Welcome!**  
For full access to courses please take a minute to create a new account on this web site.


To create a new account:

1. Click the Create New Account button (in the log in box)
2. Fill out the New Account form with your details.
  - a. You will be prompted for an "Enrollment key" that will allow you access to the course.
  - b. The enrollment key is **RacialJustice**
3. Click the Create New Account button, at the bottom, to submit the form
4. Click the link with the name of the course to enter the course

Your account will have been created and you will be enrolled into the course automatically.  
Good luck with your training!

Available courses

 [Racial Justice in Sex Education](#)



**Login**

Username

Password


Remember username

[Create new account](#)  
[Lost password?](#)

1 2 3

You are not logged in. (Log in)

**noodle**  
Data retention summary

Powered by  Eummena - Premium Moodle Partner

1. Enter your username
2. Enter your password
3. Click the Log On button



# Learner's Dashboard

The screenshot shows a learner's dashboard with the following components:

- Header:** "Advocates For Youth AFY English (en)" on the left and "Joseph Doe" with a profile icon on the right. A "Customise this page" button is also present.
- Recently accessed courses:** A card for "RACIAL JUSTICE IN SEX EDUCATION: E-Learning Modules" with a blue arrow pointing to it. Below the card, it says "Training Category: Racial Justice in Sex Education".
- Course overview:** A card for the same course showing "33% complete" with a progress bar. It includes a filter dropdown set to "All (except removed from view)" and buttons for "Course name" and "Card".
- Timeline:** A section titled "Timeline" with a "No upcoming activities due" message.
- Private files:** A section titled "Private files" with "No files available" and a "Manage private files..." link.
- Online users:** A section titled "Online users" showing "1 online user (last 5 minutes)" with a profile icon for "Joseph Doe".
- Latest badges:** A section titled "Latest badges" with "You have no badges to display".
- Calendar:** A section titled "Calendar" showing a calendar for "November 2022".
- Upcoming events:** A section titled "Upcoming events" with "There are no upcoming events" and a "Go to calendar..." link.
- Footer:** "You are logged in as Joseph Doe (Log out)", "Home", "Data retention summary", and "Powered by Eummea - Premium Moodle Partner".

Click on the Course Card to return to the course